

The SMOS-STORM data portal is available online (Figure 1) at this address : <http://smos-storm.oceandatalab.com/>

The selection of products to be displayed is controlled by the left “Products” Menu (Figure 2). The date and time selection is controlled by the Lower Banner. The visibility of snapshots products at different times can be controlled by changing the time window duration centered on the current date from 6 hours to 2 weeks.

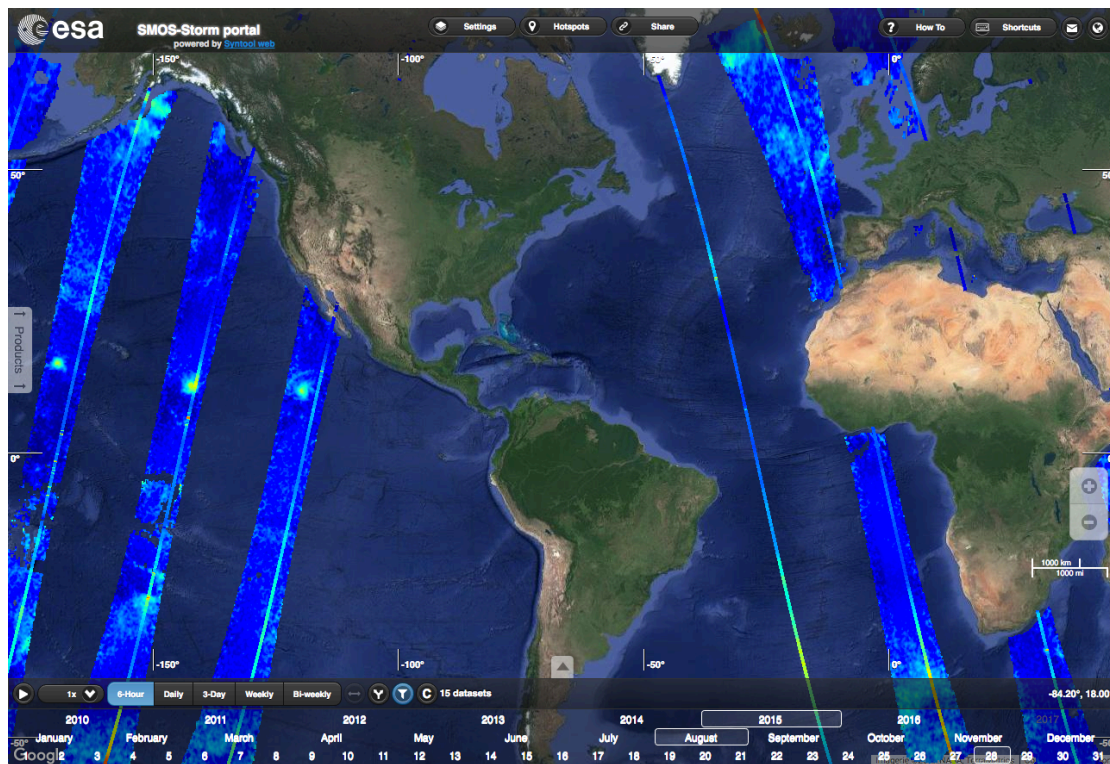


Figure 1 : SMOS STORM data portal interface

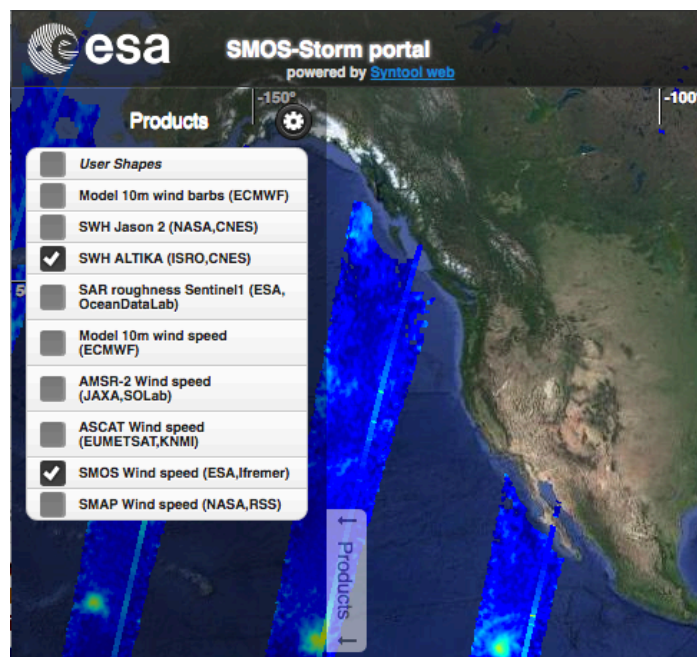


Figure 2 : Product list toolbar of the SMOS STORM data portal

This interface is meant to be intuitive with tooltips available when overing buttons and can also be controlled using Keyboard “Shortcuts” detailed in the Top Menu Banner. The “Settings” menu (Figure 3) can be used to control transparency, layer ordering, colorbars, and advanced filters. The “Share” button generates a short URL permalink that can be used to share the same view of the portal to somebody else. From the top banner one can also send some feedback or change the background map from satellite imagery to maps.

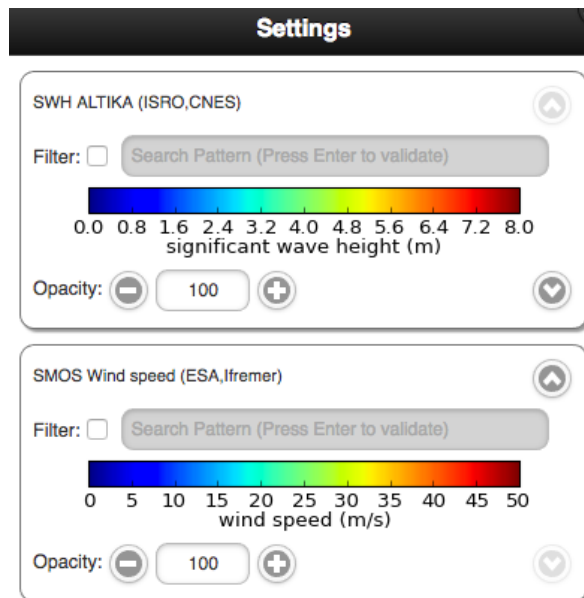


Figure 3 : colorbar, transparency, dataset name filtering, layer ordering available from "Settings" in the upper menu bar

A simple mouse clic on a given products can be used to select it and thereby displaying it's dataset name (Figure 4)

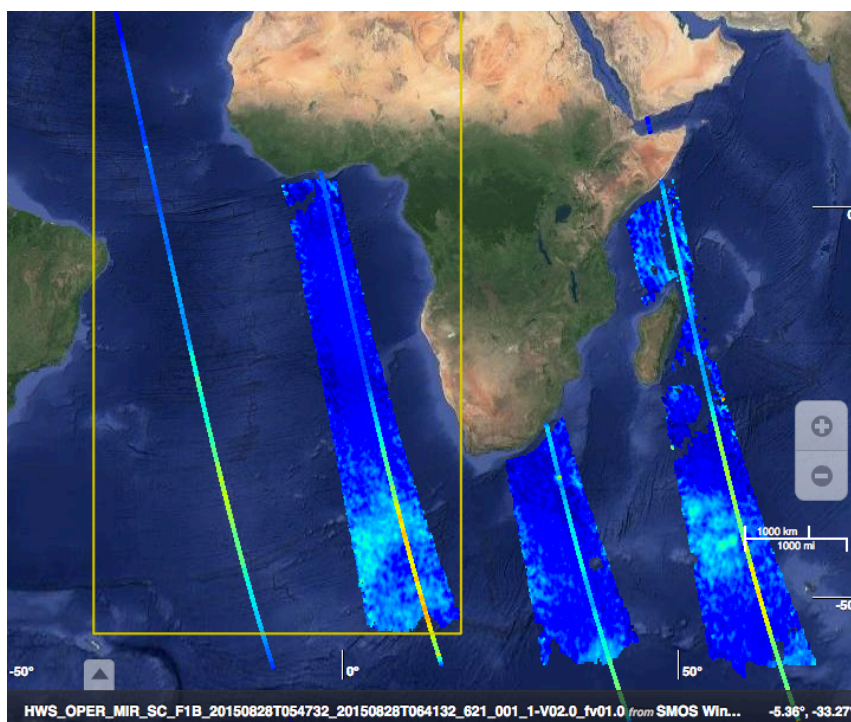


Figure 4 : dataset name highlight upon selection by clicking on any dataset on the map.

The “Hotspots” Menu allow to go quickly to some interesting cases (server hotspots), or to save the portal state to come back to it at a later time (local hotspots). Creation of local hotspot is as easy as typing a name for this hotspot and clicking on “Create”. Any hotspot can be share using the button at the right side of each hotspot line (see Figure 5)

The screenshot shows a mobile application interface titled "Hotspots". It is divided into two main sections: "Server hotspots" and "Local hotspots".

**Server hotspots**

gaston	⌘
lester	⌘
lionrock	⌘
smos winds with altimeter swh	⌘
three brothers	⌘

**Local hotspots**

*All local hotspots are based on cookies and available only from this browser.*

Create local hotspot:

name

description link

Figure 5 : Hotspots menu